




Vice Versa



Vice versa is used to join two lines together. Start with an underhand loop in the orange (left hand) line. Put the other line down through the underhand loop. With the second line (green) form an overhand loop around the first loop. Cross the working end of the first line (orange) over the working end of the second line (green). Then pass both working ends up through the loop formed by the other line. The finished knot has the standing part and the working end running parallel and exiting the loop on the same side.



Front View



Back View